

March 2019

# The SAT<sup>®</sup>

## Question-and-Answer Service Student Guide



Ideas for using the QAS report

---



The answer key for the test you took

---



Instructions for scoring your test



NOT FOR REPRODUCTION OR RESALE.

# About College Board

College Board is a mission-driven not-for-profit organization that connects students to college success and opportunity. Founded in 1900, College Board was created to expand access to higher education. Today, the membership association is made up of over 6,000 of the world's leading educational institutions and is dedicated to promoting excellence and equity in education. Each year, College Board helps more than seven million students prepare for a successful transition to college through programs and services in college readiness and college success—including the SAT® and the Advanced Placement Program®. The organization also serves the education community through research and advocacy on behalf of students, educators, and schools. For further information, visit [collegeboard.org](https://collegeboard.org).

---

## SAT CUSTOMER SERVICE

You can reach us from 8 a.m. to 9 p.m. ET (9 a.m. to 7 p.m. after the June test through August 19).

**Phone:** 866-756-7346

**International:** +1-212-713-7789

**Email:** [sat@info.collegeboard.org](mailto:sat@info.collegeboard.org)

**Mail:** College Board SAT Program, P.O. Box 025505, Miami, FL 33102

---

## Table of Contents

- 1 Introduction**
- 1 Using Your QAS Report
- 1 Scoring Your Test
- 1 Learning from Your SAT Experience
- 2 Scoring Your SAT**
- 2 Scores Overview
- 2 How to Calculate Your Test Scores
- 2 Get Section and Total Scores
- 4 Answer Key – Determine Raw Scores
- 6 Get Cross-Test Scores
- 8 Get Subscores
- 11 Conversion Tables
- 14 The SAT Essay
- 15 Essay Scoring Guide

© 2019 College Board. College Board, Advanced Placement Program, SAT, and the acorn logo are registered trademarks of the College Board.

Visit College Board on the Web: [collegeboard.org](https://collegeboard.org).

Khan Academy is a registered trademark in the United States and other jurisdictions.

# Introduction

Congratulations on taking the SAT! Your Question-and-Answer Service (QAS) for the March 2019 SAT includes three parts: this guide, which will help you understand your scores; a copy of the test you took; and a customized QAS report that lists these details about each question:

- ▶ answer you gave
- ▶ best or correct answer
- ▶ question type
- ▶ difficulty level

---

## USING YOUR QAS REPORT

- ▶ With the report in hand, read each question in your test booklet, then check your results. Look at questions you answered incorrectly to see whether you might have misread the question or mismarked the answer.
- ▶ Print your online score report at [studentscores.collegeboard.org](https://studentscores.collegeboard.org) to keep track of how you did on the different types of questions. This can help you understand your academic strengths and identify areas for improvement.
- ▶ If you think you detect errors in how you recorded your answers—for example, a group of questions that you recall answering differently than what you see on the report—you may want to consider ordering a more rigorous form of score verification. See [sat.org/verify-scores](https://sat.org/verify-scores) for more details.
- ▶ If you took the optional SAT Essay, view a copy of your essay online at [collegeboard.org/viewessay](https://collegeboard.org/viewessay). Take a look at the Essay scoring information on pages 14–16 of this guide to help you interpret your scores.

---

## SCORING YOUR TEST

Use the scoring information and score conversion tables on pages 4–13 to verify the score on your test. The scoring worksheets and score conversion tables are specific to the test you took. Don't try to score any other tests using them.

---

## LEARNING FROM YOUR SAT EXPERIENCE

Now that you're familiar with the test, you should have a better sense of the kinds of questions you'll see on the SAT. You're also likely to be more comfortable with the test-taking process, including the time limits. If you're thinking of taking the test again, you should know that on average, students who take the SAT a second time see an increase in their scores. In addition, your test results are a powerful tool for getting personalized instruction to improve your scores. At [satpractice.org](https://satpractice.org) you can access Official SAT Practice on Khan Academy®, where you can use your actual SAT results to receive practice recommendations tailored to help you work on the areas that you need to focus on. Visit [satpractice.org](https://satpractice.org) to learn more.

# Scoring Your SAT

---

## SCORES OVERVIEW

The SAT provides more information about your learning by reporting more scores than ever before. Each of the SAT Suite of Assessments (SAT, PSAT/NMSQT®, PSAT™ 10, and PSAT™ 8/9) reports test scores and cross-test scores on a common scale. Additionally, subscores provide more diagnostic information. For more details about scores, visit [sat.org/scores](https://sat.org/scores).

---

## HOW TO CALCULATE YOUR TEST SCORES

---

### Get Set Up

1. You'll need the customized QAS report with your answers. You'll also need the answer key (pages 4–5) and conversion tables (pages 11–13) provided in this section.
  2. Using the answer key, count up your total correct answers for each section. You may want to write the number of correct answers for each section at the bottom of that section in the answer key.
  3. Using your marked-up answer key and the conversion tables, follow the directions on the next few pages to get all of your scores.
- 

## GET SECTION AND TOTAL SCORES

Your total score on the SAT is the sum of your Evidence-Based Reading and Writing section score and your Math section score. To get your total score, you will convert your raw score for each section—the number of questions you got right in that section—into the scaled score for that section, then calculate the total score.

---

## Calculating Your Evidence-Based Reading and Writing Section Score

Calculate your SAT Evidence-Based Reading and Writing Section score (it's on a scale of 200–800) by first determining your Reading Test score and your Writing and Language Test score. Here's how:

1. Use the Answer Key to determine your raw scores (the number of correct answers).
2. Go to Raw Score Conversion Table 1: Section and Test Scores on page 11. Look in the "Raw Score" column for your raw score, and match it to the number in the "Reading Test Score" column.
3. Do the same with Section 2 to determine your Writing and Language Test score.
4. Add your Reading Test score to your Writing and Language Test score.
5. Multiply that number by 10. This is your Evidence-Based Reading and Writing Section score.

---

## Calculating Your Math Section Score

Calculate your SAT Math section score (it's on a scale of 200–800), as follows:

1. Count the number of correct answers you got on the Math Test – No Calculator and the Math Test – Calculator.
2. Add the number of correct answers you got on each portion.
3. As you did with your Reading and Writing and Language Test scores, go to the Raw Score Conversion Table 1: Section and Test Scores to turn your raw score into your Math section score. Find your raw score in the “Raw Score” column and match it to the number in the same row in the “Math Section Score” column.

---

## Calculating Your Total Score

Add your Evidence-Based Reading and Writing section score to your Math section score. The result is your total score on the SAT, on a scale of 400–1600.

## Answer Key – Determine Raw Scores

### Reading Test Answers

Question #	Correct Answer	Question #	Correct Answer	Question #	Correct Answer	Question #	Correct Answer
1	A	14	D	27	C	40	A
2	B	15	B	28	A	41	B
3	C	16	A	29	D	42	D
4	B	17	C	30	B	43	C
5	A	18	C	31	D	44	C
6	A	19	B	32	A	45	D
7	D	20	D	33	B	46	A
8	C	21	B	34	C	47	B
9	D	22	A	35	C	48	A
10	D	23	D	36	A	49	D
11	C	24	C	37	A	50	D
12	D	25	B	38	D	51	C
13	A	26	A	39	B	52	D

**Reading Test Raw Score**  
(Number of Correct Answers)

### Writing and Language Test Answers

Question #	Correct Answer	Question #	Correct Answer	Question #	Correct Answer	Question #	Correct Answer
1	A	12	A	23	C	34	D
2	D	13	B	24	D	35	C
3	B	14	B	25	A	36	C
4	C	15	B	26	C	37	C
5	D	16	D	27	D	38	D
6	C	17	A	28	B	39	A
7	C	18	B	29	B	40	D
8	A	19	D	30	A	41	D
9	B	20	A	31	B	42	B
10	C	21	C	32	D	43	A
11	D	22	B	33	A	44	B

**Writing and Language Test Raw Score**  
(Number of Correct Answers)

“U” indicates a question that did not perform as expected and has been removed from scoring.

On test day you may have answered questions in a different order than what you see above. Use the questions and answers online to determine specific answers.

## Answer Key – Determine Raw Scores (continued)

### Math Test – No Calculator Answers

Question #	Correct Answer	Question #	Correct Answer	Question #	Correct Answer	Question #	Correct Answer
1	D	5	C	9	B	13	C
2	B	6	B	10	B	14	D
3	A	7	C	11	A	15	C
4	A	8	D	12	C		

Question #	Correct Answer
16	4.5,9/2
17	11
18	1220
19	7/3,2.33
20	210

**Math Test – No Calculator  
Raw Score**  
(Number of Correct Answers)

### Math Test – Calculator Answers

Question #	Correct Answer	Question #	Correct Answer	Question #	Correct Answer	Question #	Correct Answer
1	B	9	A	17	C	25	B
2	C	10	B	18	B	26	D
3	C	11	A	19	A	27	D
4	A	12	A	20	D	28	C
5	B	13	C	21	A	29	C
6	A	14	C	22	D	30	D
7	D	15	D	23	D		
8	D	16	D	24	D		

Question #	Correct Answer
31	117
32	5
33	0
34	5
35	20
36	74
37	32
38	.96,24/25

**Math Test – Calculator  
Raw Score**  
(Number of Correct Answers)

“U” indicates a question that did not perform as expected and has been removed from scoring.

On test day you may have answered questions in a different order than what you see above. Use the questions and answers online to determine specific answers.

## GET CROSS-TEST SCORES

The SAT also reports two cross-test scores: Analysis in History/Social Studies and Analysis in Science. These scores are based on questions in the Reading, Writing and Language, and Math Tests that ask you to think analytically about texts and questions in these subject areas.

Cross-test scores are reported on a scale of 10–40.

---

### Calculating Your Cross-Test Scores

You can use the cross-test score tables beginning on the next page to calculate your cross-test scores as follows:

1. Find the questions in each section that count toward each cross-test score. These are shown with a “Y” next to the question number in the tables. Refer to your QAS report to see which of those questions you answered correctly on the test, and then check the box for each correct answer.
2. Count the number of correct answers for each cross-test area and record that as your raw score for that area.
3. Use the conversion table on page 12 to determine your scaled score (10–40) for each area.



## Cross-Test Scores Tables – Determine Cross-Test Raw Scores

Y = Counts toward Cross-Test score. On your QAS report, look up every question marked “Y” below to see if you answered it correctly. If so, check off the box for that question below.

Analysis in History/Social Studies (HSS)			
Reading	Writing and Language	Math Test - Calculator	Math Test - No Calculator
1	1	1	1
2	2	2	2
3	3	3	3
4	4	4	4
5	5	5	5
6	6	6	6
7	7	7 Y <input type="checkbox"/>	7
8	8	8	8
9	9	9 Y <input type="checkbox"/>	9
10	10	10	10
11 Y <input type="checkbox"/>	11	11	11
12 Y <input type="checkbox"/>	12	12	12
13 Y <input type="checkbox"/>	13	13 Y <input type="checkbox"/>	13
14 Y <input type="checkbox"/>	14	14 Y <input type="checkbox"/>	14
15 Y <input type="checkbox"/>	15	15	15
16 Y <input type="checkbox"/>	16	16	16
17 Y <input type="checkbox"/>	17	17	17
18 Y <input type="checkbox"/>	18	18 Y <input type="checkbox"/>	18
19 Y <input type="checkbox"/>	19	19 Y <input type="checkbox"/>	19
20 Y <input type="checkbox"/>	20	20	20
21 Y <input type="checkbox"/>	21	21	
22	22		
23	23 Y <input type="checkbox"/>	23	
24	24	24	
25	25	25 Y <input type="checkbox"/>	
26	26 Y <input type="checkbox"/>	26	
27	27	27	
28	28	28 Y <input type="checkbox"/>	
29	29 Y <input type="checkbox"/>	29	
30	30 Y <input type="checkbox"/>	30	
31	31 Y <input type="checkbox"/>	31	
32 Y <input type="checkbox"/>	32	32	
33 Y <input type="checkbox"/>	33 Y <input type="checkbox"/>	33	
34 Y <input type="checkbox"/>	34	34	
35 Y <input type="checkbox"/>	35	35	
36 Y <input type="checkbox"/>	36	36	
37 Y <input type="checkbox"/>	37	37	
38 Y <input type="checkbox"/>	38	38	
39 Y <input type="checkbox"/>	39		
40 Y <input type="checkbox"/>	40		
41 Y <input type="checkbox"/>	41		
42	42		
43	43		
44	44		
45			
46			
47			
48			
49			
50			
51			
52			

HSS Raw Score

Analysis in Science (SCI)			
Reading	Writing and Language	Math Test - Calculator	Math Test - No Calculator
1	1 Y <input type="checkbox"/>	1	1
2	2 Y <input type="checkbox"/>	2	2
3	3	3	3
4	4	4	4
5	5 Y <input type="checkbox"/>	5	5
6	6 Y <input type="checkbox"/>	6	6
7	7	7	7 Y <input type="checkbox"/>
8	8	8	8
9	9	9	9
10	10 Y <input type="checkbox"/>	10	10
11	11 Y <input type="checkbox"/>	11	11 Y <input type="checkbox"/>
12	12	12 Y <input type="checkbox"/>	12
13	13	13	13
14	14	14	14
15	15	15 Y <input type="checkbox"/>	15
16	16	16 Y <input type="checkbox"/>	16
17	17	17 Y <input type="checkbox"/>	17
18	18	18	18
19	19	19	19
20	20	20	20
21	21	21	
22 Y <input type="checkbox"/>	22	22	
23 Y <input type="checkbox"/>	23	23	
24 Y <input type="checkbox"/>	24	24	
25 Y <input type="checkbox"/>	25	25	
26 Y <input type="checkbox"/>	26	26	
27 Y <input type="checkbox"/>	27	27	
28 Y <input type="checkbox"/>	28	28	
29 Y <input type="checkbox"/>	29	29	
30 Y <input type="checkbox"/>	30	30	
31 Y <input type="checkbox"/>	31	31	
32	32	32 Y <input type="checkbox"/>	
33	33	33	
34	34	34 Y <input type="checkbox"/>	
35	35	35	
36	36	36	
37	37	37	
38	38	38	
39	39		
40	40		
41	41		
42 Y <input type="checkbox"/>	42		
43 Y <input type="checkbox"/>	43		
44 Y <input type="checkbox"/>	44		
45 Y <input type="checkbox"/>			
46 Y <input type="checkbox"/>			
47 Y <input type="checkbox"/>			
48 Y <input type="checkbox"/>			
49 Y <input type="checkbox"/>			
50 Y <input type="checkbox"/>			
51 Y <input type="checkbox"/>			
52 Y <input type="checkbox"/>			

SCI Raw Score

## GET SUBSCORES

Subscores provide more detailed information about your strengths in specific areas within literacy and math.

Subscores are reported on a scale of 1–15.

- ▶ The **Command of Evidence** subscore is based on questions from both the Reading Test and the Writing and Language Test that ask you to interpret and use evidence found in a wide range of passages and informational graphics, such as graphs, tables, and charts.
- ▶ The **Expression of Ideas** subscore is based on questions from the Writing and Language Test that focus on topic development, organization, and rhetorically effective use of language.
- ▶ The **Words in Context** subscore is based on questions from both the Reading Test and the Writing and Language Test that address the meaning in context of words/phrases and rhetorical word choice.
- ▶ The **Standard English Conventions** subscore is based on questions from the Writing and Language Test that focus on sentence structure, usage, and punctuation.
- ▶ The **Heart of Algebra** subscore is based on questions from the Math Test that focus on linear equations and inequalities.
- ▶ The **Problem Solving and Data Analysis** subscore is based on questions from the Math Test that focus on quantitative reasoning, the interpretation and synthesis of data, and solving problems in rich and varied contexts.
- ▶ The **Passport to Advanced Math** subscore is based on questions from the Math Test that focus on topics central to the ability of students to progress to more advanced mathematics, such as understanding the structure of expressions, reasoning with more complex equations, and interpreting and building functions.

---

## Calculating Your Subscores

You can use the subscore tables beginning on the next page to calculate your subscores as follows:

1. Find the questions that count toward each subscore. These are shown with a “Y” next to the question number in the tables. Refer to your QAS report to see which of those questions you answered correctly on the test, and then check the box for each correct answer.
2. Count the number of correct answers for each area and record that as your raw score for that area.
3. Finally, use the conversion table on page 13 to determine your scaled score (1–15) for each area.

## Subscores Tables – Determine Subscore Raw Scores

Y = Counts toward subscore. On your QAS report, look up every question marked “Y” to see if you answered it correctly. If so, check off the box for that question.

Command of Evidence (COE)		Writing and Language	
Reading			
1		1	
2		2	Y <input type="checkbox"/>
3		3	
4		4	
5		5	Y <input type="checkbox"/>
6		6	
7		7	
8		8	
9	Y <input type="checkbox"/>	9	
10		10	
11		11	
12		12	
13		13	Y <input type="checkbox"/>
14		14	
15		15	
16		16	
17	Y <input type="checkbox"/>	17	
18		18	
19	Y <input type="checkbox"/>	19	Y <input type="checkbox"/>
20	Y <input type="checkbox"/>	20	
21		21	
22		22	
23		23	Y <input type="checkbox"/>
24	Y <input type="checkbox"/>	24	
25		25	
26		26	
27		27	
28		28	
29		29	Y <input type="checkbox"/>
30		30	
31	Y <input type="checkbox"/>	31	
32		32	
33		33	
34		34	
35		35	
36	Y <input type="checkbox"/>	36	
37		37	Y <input type="checkbox"/>
38	Y <input type="checkbox"/>	38	
39		39	
40		40	Y <input type="checkbox"/>
41		41	
42		42	
43		43	
44		44	
45			
46			
47			
48			
49	Y <input type="checkbox"/>		
50			
51			
52	Y <input type="checkbox"/>		

COE Raw Score

Expression of Ideas (EOI)		Writing and Language	
Reading			
1		1	Y <input type="checkbox"/>
2		2	Y <input type="checkbox"/>
3		3	
4		4	
5		5	Y <input type="checkbox"/>
6		6	Y <input type="checkbox"/>
7		7	
8		8	
9		9	
10		10	Y <input type="checkbox"/>
11		11	Y <input type="checkbox"/>
12		12	
13		13	Y <input type="checkbox"/>
14		14	
15		15	
16		16	
17		17	Y <input type="checkbox"/>
18		18	Y <input type="checkbox"/>
19		19	Y <input type="checkbox"/>
20		20	
21		21	Y <input type="checkbox"/>
22		22	Y <input type="checkbox"/>
23		23	Y <input type="checkbox"/>
24		24	
25		25	
26		26	Y <input type="checkbox"/>
27		27	
28		28	
29		29	Y <input type="checkbox"/>
30		30	Y <input type="checkbox"/>
31		31	Y <input type="checkbox"/>
32		32	
33		33	Y <input type="checkbox"/>
34		34	Y <input type="checkbox"/>
35		35	
36		36	Y <input type="checkbox"/>
37		37	Y <input type="checkbox"/>
38		38	
39		39	
40		40	Y <input type="checkbox"/>
41		41	
42		42	Y <input type="checkbox"/>
43		43	Y <input type="checkbox"/>
44		44	
45			
46			
47			
48			
49			
50			
51			
52			

EOI Raw Score

Words in Context (WIC)		Writing and Language	
Reading			
1	Y <input type="checkbox"/>	1	Y <input type="checkbox"/>
2		2	
3	Y <input type="checkbox"/>	3	
4		4	
5		5	
6		6	
7		7	
8		8	
9		9	
10		10	Y <input type="checkbox"/>
11		11	
12	Y <input type="checkbox"/>	12	
13	Y <input type="checkbox"/>	13	
14		14	
15		15	
16		16	
17		17	
18		18	Y <input type="checkbox"/>
19		19	
20		20	
21		21	Y <input type="checkbox"/>
22		22	
23		23	
24		24	
25		25	
26		26	
27	Y <input type="checkbox"/>	27	
28	Y <input type="checkbox"/>	28	
29		29	
30		30	Y <input type="checkbox"/>
31		31	
32		32	
33	Y <input type="checkbox"/>	33	Y <input type="checkbox"/>
34	Y <input type="checkbox"/>	34	
35		35	
36		36	Y <input type="checkbox"/>
37		37	
38		38	
39		39	
40		40	
41		41	
42		42	
43		43	Y <input type="checkbox"/>
44		44	
45			
46	Y <input type="checkbox"/>		
47	Y <input type="checkbox"/>		
48			
49			
50			
51			
52			

WIC Raw Score

Standard English Conventions (SEC)		Writing and Language	
Reading			
1		1	
2		2	
3		3	Y <input type="checkbox"/>
4		4	Y <input type="checkbox"/>
5		5	
6		6	
7		7	Y <input type="checkbox"/>
8		8	Y <input type="checkbox"/>
9		9	Y <input type="checkbox"/>
10		10	
11		11	
12		12	Y <input type="checkbox"/>
13		13	
14		14	Y <input type="checkbox"/>
15		15	Y <input type="checkbox"/>
16		16	Y <input type="checkbox"/>
17		17	
18		18	
19		19	
20		20	Y <input type="checkbox"/>
21		21	
22		22	
23		23	
24		24	Y <input type="checkbox"/>
25		25	Y <input type="checkbox"/>
26		26	
27		27	Y <input type="checkbox"/>
28		28	Y <input type="checkbox"/>
29		29	
30		30	
31		31	
32		32	Y <input type="checkbox"/>
33		33	
34		34	
35		35	Y <input type="checkbox"/>
36		36	
37		37	
38		38	Y <input type="checkbox"/>
39		39	Y <input type="checkbox"/>
40		40	
41		41	Y <input type="checkbox"/>
42		42	
43		43	
44		44	Y <input type="checkbox"/>
45			
46			
47			
48			
49			
50			
51			
52			

SEC Raw Score

## Subscores Tables – Determine Subscore Raw Scores (continued)

Y = Counts toward Subscore. On your QAS report, look up every question marked "Y" to see if you answered it correctly. If so, check off the box for that question.

Heart of Algebra (HOA)	
Math Test – Calculator	Math Test – No Calculator
1	1 Y <input type="checkbox"/>
2	2 Y <input type="checkbox"/>
3 Y <input type="checkbox"/>	3 Y <input type="checkbox"/>
4 Y <input type="checkbox"/>	4 Y <input type="checkbox"/>
5	5
6	6
7	7
8 Y <input type="checkbox"/>	8
9	9
10	10
11 Y <input type="checkbox"/>	11
12 Y <input type="checkbox"/>	12 Y <input type="checkbox"/>
13	13
14	14
15	15 Y <input type="checkbox"/>
16	16 Y <input type="checkbox"/>
17	17
18	18 Y <input type="checkbox"/>
19	19
20	20
21	
22	
23	
24 Y <input type="checkbox"/>	
25	
26	
27 Y <input type="checkbox"/>	
28	
29	
30 Y <input type="checkbox"/>	
31	
32	
33	
34	
35 Y <input type="checkbox"/>	
36 Y <input type="checkbox"/>	
37 Y <input type="checkbox"/>	
38	

Problem Solving and Data Analysis (PSD)	
Math Test – Calculator	Math Test – No Calculator
1 Y <input type="checkbox"/>	1
2	2
3	3
4 Y <input type="checkbox"/>	4
5	5
6 Y <input type="checkbox"/>	6
7	7
8	8
9 Y <input type="checkbox"/>	9
10	10
11	11
12	12
13 Y <input type="checkbox"/>	13
14 Y <input type="checkbox"/>	14
15 Y <input type="checkbox"/>	15
16 Y <input type="checkbox"/>	16
17 Y <input type="checkbox"/>	17
18 Y <input type="checkbox"/>	18
19 Y <input type="checkbox"/>	19
20 Y <input type="checkbox"/>	20
21	
22 Y <input type="checkbox"/>	
23	
24	
25	
26 Y <input type="checkbox"/>	
27	
28	
29	
30	
31	
32 Y <input type="checkbox"/>	
33 Y <input type="checkbox"/>	
34	
35	
36	
37	
38 Y <input type="checkbox"/>	

Passport to Advanced Math (PAM)	
Math Test – Calculator	Math Test – No Calculator
1	1
2	2
3	3
4	4
5	5 Y <input type="checkbox"/>
6	6
7 Y <input type="checkbox"/>	7 Y <input type="checkbox"/>
8	8 Y <input type="checkbox"/>
9	9 Y <input type="checkbox"/>
10 Y <input type="checkbox"/>	10
11	11 Y <input type="checkbox"/>
12	12
13	13
14	14 Y <input type="checkbox"/>
15	15
16	16
17	17 Y <input type="checkbox"/>
18	18
19	19 Y <input type="checkbox"/>
20	20 Y <input type="checkbox"/>
21 Y <input type="checkbox"/>	
22	
23	
24	
25	
26	
27	
28 Y <input type="checkbox"/>	
29 Y <input type="checkbox"/>	
30	
31 Y <input type="checkbox"/>	
32	
33	
34 Y <input type="checkbox"/>	
35	
36	
37	
38	

HOA Raw Score

PSD Raw Score

PAM Raw Score

# CONVERSION TABLES

## Raw Score Conversion – Section and Test Scores

### Section and Test Scores

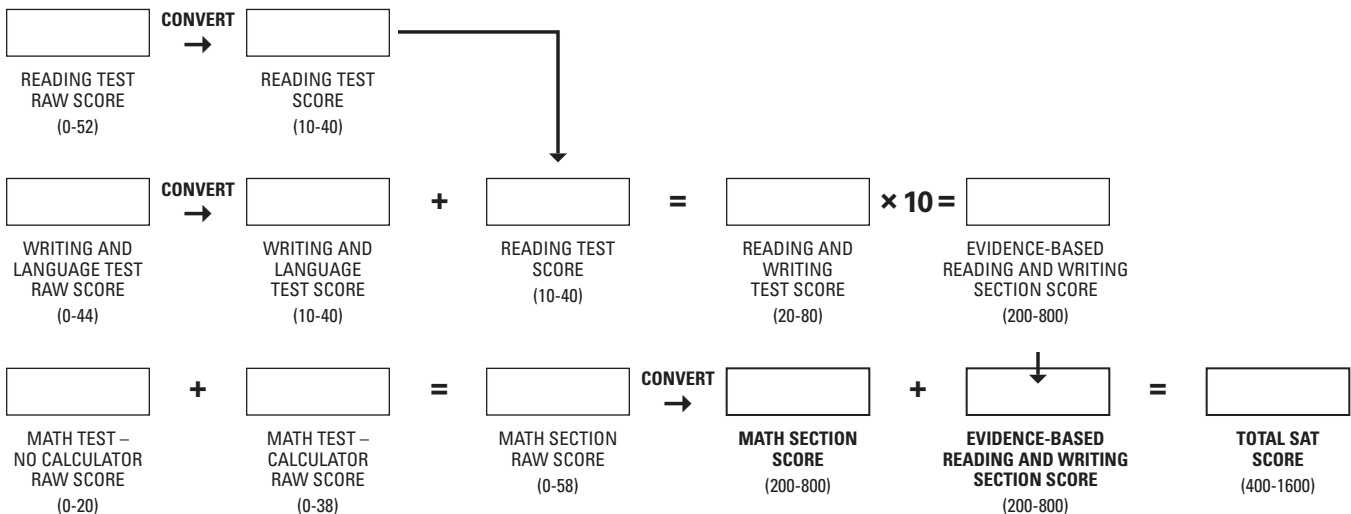
**RAW SCORE CONVERSION TABLE 1**

Raw Score (# of correct answers)	Math Section Score	Reading Test Score	Writing and Language Test Score
0	200	10	10
1	200	10	10
2	220	10	10
3	230	11	11
4	240	12	12
5	260	13	12
6	270	13	13
7	290	14	14
8	300	15	15
9	310	16	16
10	320	16	16
11	340	17	17
12	350	18	18
13	360	18	18
14	370	18	19
15	380	19	19
16	400	19	20
17	410	20	21
18	420	20	21
19	430	21	22
20	440	21	22
21	450	22	23
22	460	23	23
23	470	23	24
24	480	24	24
25	490	24	25
26	500	25	26
27	510	25	26
28	520	26	27
29	520	26	28

Raw Score (# of correct answers)	Math Section Score	Reading Test Score	Writing and Language Test Score
30	530	27	28
31	540	27	29
32	540	28	29
33	550	28	30
34	560	29	31
35	570	29	32
36	570	30	32
37	580	30	33
38	590	31	34
39	600	31	35
40	600	32	35
41	610	32	37
42	620	33	38
43	630	33	39
44	640	34	40
45	650	35	
46	660	35	
47	670	36	
48	670	37	
49	680	38	
50	690	39	
51	700	39	
52	720	40	
53	730		
54	740		
55	760		
56	770		
57	790		
58	800		

### Section and Test Scores

**CONVERSION EQUATION 1**



## Raw Score Conversion – Cross-Test Scores

### Cross-Test Scores

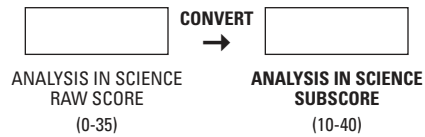
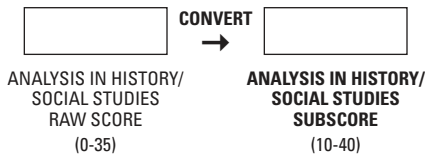
**RAW SCORE CONVERSION | TABLE 2**

Raw Score (# of correct answers)	Analysis in History/Social Studies Cross-Test Score	Analysis in Science Cross-Test Score
0	10	10
1	10	11
2	11	12
3	12	13
4	13	14
5	14	15
6	16	16
7	17	17
8	18	18
9	19	19
10	20	19
11	21	20
12	22	21
13	23	22
14	24	22
15	24	23
16	25	24
17	26	25

Raw Score (# of correct answers)	Analysis in History/Social Studies Cross-Test Score	Analysis in Science Cross-Test Score
18	26	25
19	27	26
20	28	27
21	28	27
22	29	28
23	30	29
24	30	30
25	31	30
26	32	31
27	32	32
28	33	32
29	34	33
30	35	34
31	36	34
32	36	35
33	37	36
34	39	38
35	40	40

### Cross-Test Scores

**CONVERSION EQUATION 2**



# Raw Score Conversion – Subscores

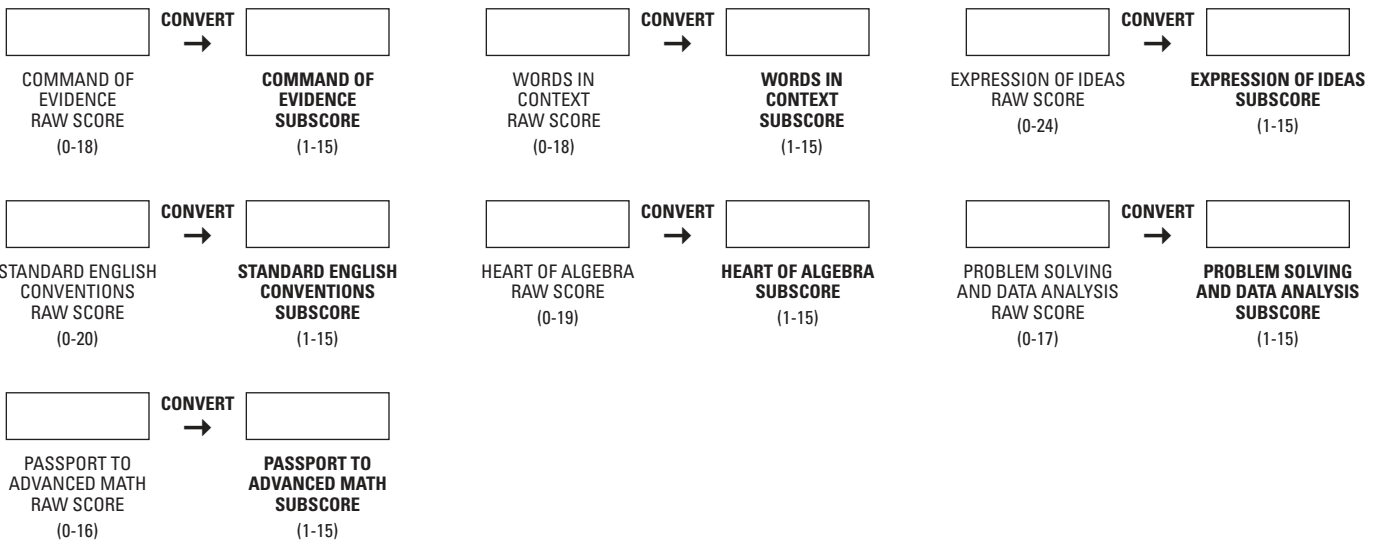
## Subscores

**RAW SCORE CONVERSION TABLE 3**

Raw Score (# of correct answers)	Expression of Ideas	Standard English Conventions	Heart of Algebra	Problem Solving and Data Analysis	Passport to Advanced Math	Words in Context	Command of Evidence
0	1	1	1	1	1	1	1
1	1	1	2	1	2	1	3
2	2	1	3	2	4	1	4
3	2	2	3	3	5	1	5
4	3	3	4	4	6	2	5
5	4	4	5	6	7	3	6
6	4	4	6	7	8	4	6
7	5	5	7	7	8	5	7
8	5	6	7	8	9	5	8
9	6	6	8	9	9	6	8
10	6	7	9	10	10	7	9
11	7	8	9	10	11	8	9
12	7	9	10	11	11	9	10
13	8	9	10	12	12	9	11
14	8	10	11	13	13	10	12
15	9	11	12	14	14	11	12
16	9	12	12	14	15	12	13
17	10	13	13	15		14	14
18	10	14	14			15	15
19	11	15	15				
20	12	15					
21	12						
22	13						
23	14						
24	15						

## Subscores

**CONVERSION EQUATION 3**



## THE SAT ESSAY

The SAT Essay assesses reading, analysis, and writing skills. It's optional and given at the end of the SAT. Essays are evaluated for demonstrated comprehension of a source text, quality of analysis, and quality of writing. See the Essay Scoring Guide on pages 15 and 16 for more information.

- ▶ Total questions: 1 prompt, with points to consider and directions
- ▶ 1 passage
- ▶ Time allotted: 50 minutes to read and analyze the passage and to develop a written response

On the SAT Essay, you're asked to demonstrate college- and career-readiness proficiency in **reading**, **analysis**, and **writing** through comprehending a high-quality source text, producing a cogent and clear written analysis of that text, and supporting that analysis with critical reasoning and evidence drawn from the source. The Essay prompt doesn't ask you to take a stand on the author's point of view but instead to analyze how the author builds a persuasive argument.

Your essay will receive three scores, each on a scale of 2–8:

1. **Reading:** Demonstrated comprehension of the passage, its main ideas, and its important details.
2. **Analysis:** Demonstrated understanding of the analytical task, and effective analysis of the author's use of evidence, reasoning, and/or stylistic or persuasive elements (and/or features of your own choice).
3. **Writing:** Communication of information and ideas in a structured, cohesive manner, using precise language and a variety of sentence structures and showing a command of the conventions of standard written English.

Your Essay scores aren't combined with each other or with any other scores on the SAT. (They don't, for instance, affect the Evidence-Based Reading and Writing section score or the total test score.)



---

## ESSAY SCORING GUIDE

Score	Reading	Analysis	Writing
4	<p><b>ADVANCED:</b> The response demonstrates thorough comprehension of the source text.</p> <p>The response shows an understanding of the text's central idea(s) and of most important details and how they interrelate, demonstrating a comprehensive understanding of the text.</p> <p>The response is free of errors of fact or interpretation with regard to the text.</p> <p>The response makes skillful use of textual evidence (quotations, paraphrases, or both), demonstrating a complete understanding of the source text.</p>	<p><b>ADVANCED:</b> The response offers an insightful analysis of the source text and demonstrates a sophisticated understanding of the analytical task.</p> <p>The response offers a thorough, well-considered evaluation of the author's use of evidence, reasoning, and/or stylistic and persuasive elements, and/or feature(s) of the student's own choosing.</p> <p>The response contains relevant, sufficient, and strategically chosen support for claim(s) or point(s) made.</p> <p>The response focuses consistently on those features of the text that are most relevant to addressing the task.</p>	<p><b>ADVANCED:</b> The response is cohesive and demonstrates a highly effective use and command of language.</p> <p>The response includes a precise central claim.</p> <p>The response includes a skillful introduction and conclusion. The response demonstrates a deliberate and highly effective progression of ideas both within paragraphs and throughout the essay.</p> <p>The response has a wide variety in sentence structures. The response demonstrates a consistent use of precise word choice. The response maintains a formal style and objective tone.</p> <p>The response shows a strong command of the conventions of standard written English and is free or virtually free of errors.</p>
3	<p><b>PROFICIENT:</b> The response demonstrates effective comprehension of the source text.</p> <p>The response shows an understanding of the text's central idea(s) and important details.</p> <p>The response is free of substantive errors of fact and interpretation with regard to the text.</p> <p>The response makes appropriate use of textual evidence (quotations, paraphrases, or both), demonstrating an understanding of the source text.</p>	<p><b>PROFICIENT:</b> The response offers an effective analysis of the source text and demonstrates an understanding of the analytical task.</p> <p>The response competently evaluates the author's use of evidence, reasoning, and/or stylistic and persuasive elements, and/or feature(s) of the student's own choosing.</p> <p>The response contains relevant and sufficient support for claim(s) or point(s) made.</p> <p>The response focuses primarily on those features of the text that are most relevant to addressing the task.</p>	<p><b>PROFICIENT:</b> The response is mostly cohesive and demonstrates effective use and control of language.</p> <p>The response includes a central claim or implicit controlling idea.</p> <p>The response includes an effective introduction and conclusion.</p> <p>The response demonstrates a clear progression of ideas both within paragraphs and throughout the essay.</p> <p>The response has variety in sentence structures. The response demonstrates some precise word choice. The response maintains a formal style and objective tone.</p> <p>The response shows a good control of the conventions of standard written English and is free of significant errors that detract from the quality of writing.</p>

---

## ESSAY SCORING GUIDE, continued

Score	Reading	Analysis	Writing
2	<p><b>PARTIAL:</b> The response demonstrates some comprehension of the source text.</p> <p>The response shows an understanding of the text's central idea(s) but not of important details.</p> <p>The response may contain errors of fact and/or interpretation with regard to the text.</p> <p>The response makes limited and/or haphazard use of textual evidence (quotations, paraphrases, or both), demonstrating some understanding of the source text.</p>	<p><b>PARTIAL:</b> The response offers limited analysis of the source text and demonstrates only partial understanding of the analytical task.</p> <p>The response identifies and attempts to describe the author's use of evidence, reasoning, and/or stylistic and persuasive elements, and/or feature(s) of the student's own choosing, but merely asserts rather than explains their importance.</p> <p>Or one or more aspects of the response's analysis are unwarranted based on the text.</p> <p>The response contains little or no support for claim(s) or point(s) made.</p> <p>The response may lack a clear focus on those features of the text that are most relevant to addressing the task.</p>	<p><b>PARTIAL:</b> The response demonstrates little or no cohesion and limited skill in the use and control of language.</p> <p>The response may lack a clear central claim or controlling idea or may deviate from the claim or idea over the course of the response.</p> <p>The response may include an ineffective introduction and/or conclusion. The response may demonstrate some progression of ideas within paragraphs but not throughout the response.</p> <p>The response has limited variety in sentence structures; sentence structures may be repetitive.</p> <p>The response demonstrates general or vague word choice; word choice may be repetitive. The response may deviate noticeably from a formal style and objective tone.</p> <p>The response shows a limited control of the conventions of standard written English and contains errors that detract from the quality of writing and may impede understanding.</p>
1	<p><b>INADEQUATE:</b> The response demonstrates little or no comprehension of the source text.</p> <p>The response fails to show an understanding of the text's central idea(s), and may include only details without reference to central idea(s).</p> <p>The response may contain numerous errors of fact and/or interpretation with regard to the text.</p> <p>The response makes little or no use of textual evidence (quotations, paraphrases, or both), demonstrating little or no understanding of the source text.</p>	<p><b>INADEQUATE:</b> The response offers little or no analysis or ineffective analysis of the source text and demonstrates little or no understanding of the analytic task.</p> <p>The response identifies without explanation some aspects of the author's use of evidence, reasoning, and/or stylistic and persuasive elements, and/or feature(s) of the student's choosing.</p> <p>Or numerous aspects of the response's analysis are unwarranted based on the text.</p> <p>The response contains little or no support for claim(s) or point(s) made, or support is largely irrelevant.</p> <p>The response may not focus on features of the text that are relevant to addressing the task.</p> <p>The response offers no discernible analysis (e.g., is largely or exclusively summary).</p>	<p><b>INADEQUATE:</b> The response demonstrates little or no cohesion and inadequate skill in the use and control of language.</p> <p>The response may lack a clear central claim or controlling idea.</p> <p>The response lacks a recognizable introduction and conclusion. The response does not have a discernible progression of ideas.</p> <p>The response lacks variety in sentence structures; sentence structures may be repetitive. The response demonstrates general and vague word choice; word choice may be poor or inaccurate. The response may lack a formal style and objective tone.</p> <p>The response shows a weak control of the conventions of standard written English and may contain numerous errors that undermine the quality of writing.</p>



---

# Show up ready on test day.

The best way to get ready for the SAT is here for everyone—Official SAT® Practice from the College Board and Khan Academy®. It's free, personalized, and the only online practice tool from the makers of the test. It's the best way to prepare, period. Sign up today.

[satpractice.org](https://satpractice.org)

© 2017 The College Board. 00576-032  
Khan Academy is a registered trademark in the United States and other jurisdictions.



NAOU  
NJOU

SAOU  
SJOU

135659-132827 • RDO419E1 • Printed in U.S.A.

814097

